

# Sukkot+ Bingo

## Sukkot+ BINGO



Etrog



Ara:  
Twigs and  
the Myrtle



Candles



Thank you for purchasing this product. Visit [my TPT store](#) to find more products to use in your classroom or follow me on social media.

### Follow me on Social Media



Pinterest



Facebook



Twitter



Blog



Instagram

You can also contact me at: [aworldoflanguagelearners@gmail.com](mailto:aworldoflanguagelearners@gmail.com)

### Terms of Use

Thank you for purchasing this product. By purchasing this resource, you are agreeing that the contents are the property of Ellie Tiemann and licensed to you only for classroom/personal use as a single user. I retain the copyright, and reserve all rights to this product.

You may make copies to use in your classroom. You may reference to this product in blog posts but not distribute so long as you give credit and link back to my TPT store.

You may not claim this work as your own. Giveaway or sell any portion of this product. You may not share this product anywhere on the internet or on school share sites.

### Leave Feedback

After you have tried this product, please leave feedback. You will earn credit towards your next TPT purchase. Click [here](#) to leave feedback

**Free Stuff!**

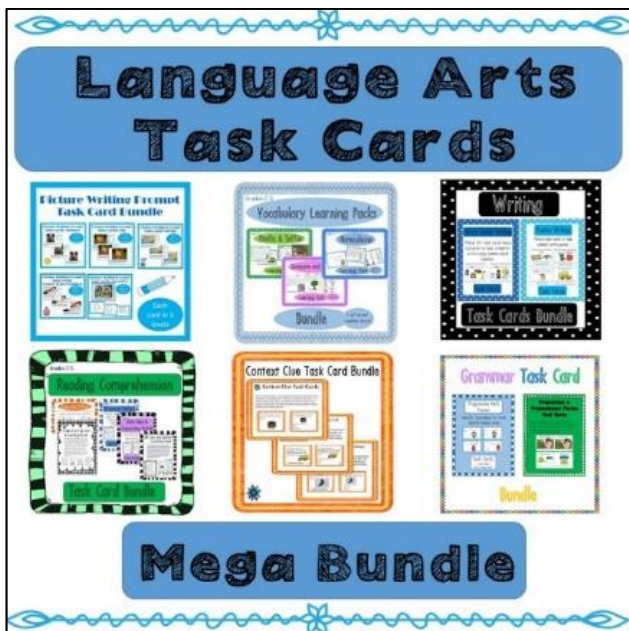
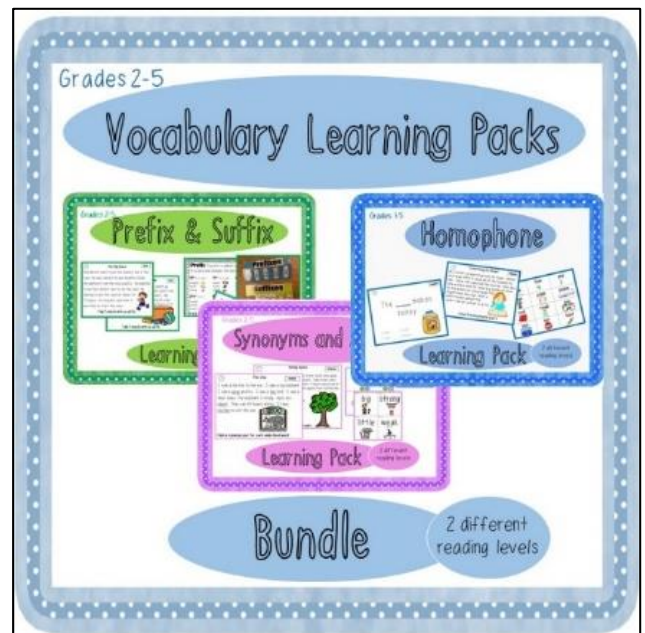
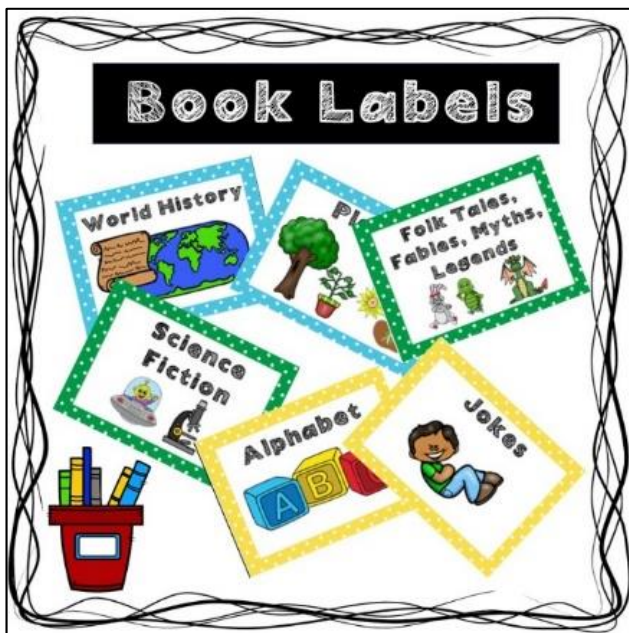


Clip Art, Fonts, and Borders from:



## Recommended Resources

Check out these and other resources in my [TPT store](#).



# Sukkot

A green branch from the date palm tree. One part of the lulav.



We shake the lulav and etrog in all directions.



Twigs and leaves from a myrtle tree. One part of the lulav.



Some people build a sukkah for Sukkot.




Twigs and leaves from a willow tree. One part of the lulav.



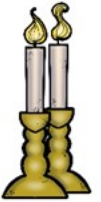
People eat meals in the sukkah.



An etrog is a fruit from a citron tree.



We light holiday candles the first night of Sukkot.



A lulav is made up of branches from different trees.



We sing Hallel which are joyful prayers on Sukkot.



Some people decorate their sukkah with fruit.



We read from the torah on Sukkot.



The roof of a sukkah needs to allow light to come through and the stars to be visible.



Some people sleep in a sukkah.



We say a special blessing over wine or grape juice on Sukkot.



We eat a round challah on Sukkot.



The arba minim is made up of the four species, the lulav and the etrog put together.



We eat honey on Sukkot to show our wishes for a sweet new year.







Branches from  
the palm tree



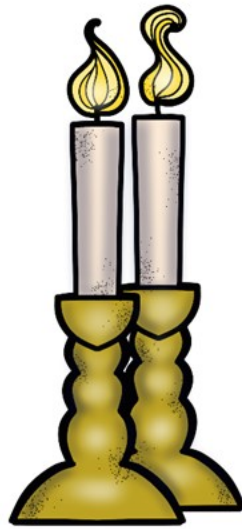
Hadassim  
(twigs and leaves from  
the Myrtle tree)



Torah




Aravot  
(Twigs and leaves from  
the Willow tree)



Candles



Waving the  
lulav




Etrog



Lulav



Arba Minim  
(Lulav and Etrog together)



Hanging Fruit



Kiddish  
(blessing wine or grape juice)




הלל  
Hallel



Round Challah



Honey



Sukkah roof



Sleeping in a  
sukkah




Eating in a  
sukkah



Building a  
sukkah




# Sukkot BINGO

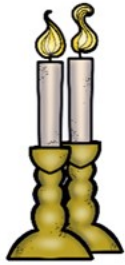


© A World of Language Learners 2018 <https://www.teacherspayteachers.com/Store/A-World-Of-Language-Learners>

# Sukkot BINGO





# Sukkot BINGO




© A World of Language Learners 2018 <https://www.teacherspayteachers.com/Store/A-World-Of-Language-Learners>

# Sukkot BINGO






# Sukkot BINGO

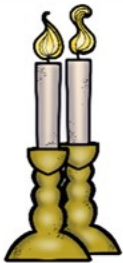


הלל




© A World of Language Learners 2018 <https://www.teacherspayteachers.com/Store/A-World-Of-Language-Learners>

# Sukkot BINGO



# Sukkot BINGO

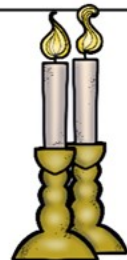


© A World of Language Learners 2018 <https://www.teacherspayteachers.com/Store/A-World-Of-Language-Learners>

# Sukkot BINGO




הלל






# Sukkot BINGO

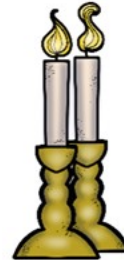



© A World of Language Learners 2018 <https://www.teacherspayteachers.com/Store/A-World-Of-Language-Learners>

# Sukkot BINGO




# Sukkot BINGO



© A World of Language Learners 2018 <https://www.teacherspayteachers.com/Store/A-World-Of-Language-Learners>

# Sukkot BINGO






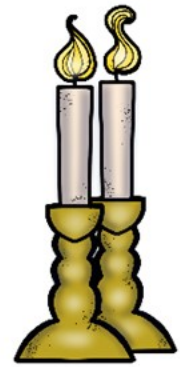



# Sukkot BINGO



# Sukkot BINGO




הלל





# Sukkot BINGO






# Sukkot BINGO


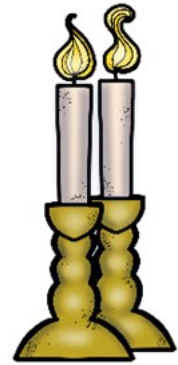





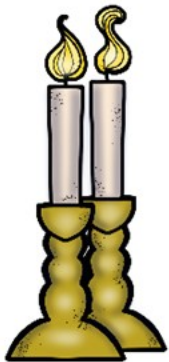


# Sukkot BINGO




הלל



# Sukkot BINGO



הלל





# Sukkot

A green branch from the date palm tree. One part of the lulav.



We shake the lulav and etrog in all directions.



Twigs and leaves from a myrtle tree. One part of the lulav.



Some people build a sukkah for Sukkot.



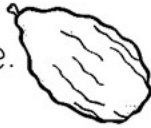
Twigs and leaves from a willow tree. One part of the lulav.



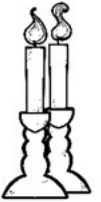
People eat meals in the sukkah.



An etrog is a fruit from a citron tree.



We light holiday candles the first night of Sukkot.




A lulav is made up of branches from different trees.




We sing Hallel which are joyful prayers on Sukkot.



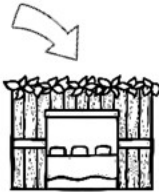
Some people decorate their sukkah with fruit.



We read from the torah on Sukkot.



The roof of a sukkah needs to allow light to come through and the stars to be visible.



Some people sleep in a sukkah.



We say a special blessing over wine or grape juice on Sukkot.



We eat a round challah on Sukkot.



The arba minim is made up of the four species, the lulav and the etrog put together.



We eat honey on Sukkot to show our wishes for a sweet new year.






Branches from  
the palm tree



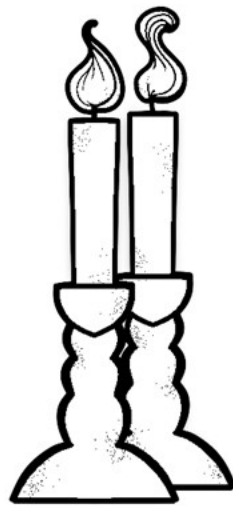
Hadassim  
(twigs and leaves from  
the Myrtle tree)



Torah



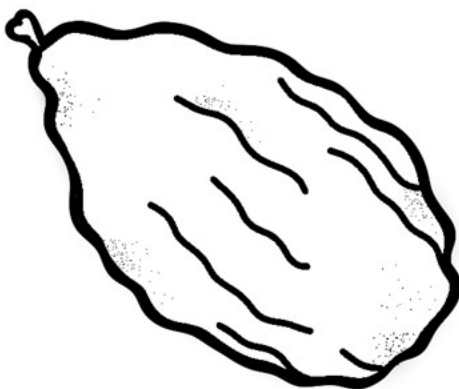
Aravot  
(Twigs and leaves from  
the Willow tree)



Candles



Waving the  
lulav



Etrog




Lulav



Arba Minim  
(Lulav and Etrog together)






Hanging Fruit




Kiddish  
(blessing wine or grape juice)




הלל  
Hallel



Round Challah




Honey




Sukkah roof



Sleeping in a  
sukkah




Eating in a  
sukkah




Building a  
sukkah

# Sukkot BINGO



© A World of Language Learners 2018 <https://www.teacherspayteachers.com/Store/A-World-Of-Language-Learners>



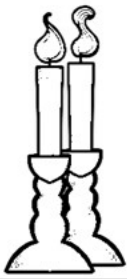
# Sukkot BINGO



© A World of Language Learners 2018 <https://www.teacherspayteachers.com/Store/A-World-Of-Language-Learners>



# Sukkot BINGO






© A World of Language Learners 2018 <https://www.teacherspayteachers.com/Store/A-World-Of-Language-Learners>

# Sukkot BINGO





הלל




© A World of Language Learners 2018 <https://www.teacherspayteachers.com/Store/A-World-Of-Language-Learners>

# Sukkot BINGO



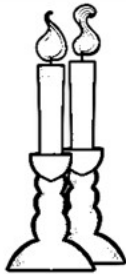



הלל



© A World of Language Learners 2018 <https://www.teacherspayteachers.com/Store/A-World-Of-Language-Learners>



# Sukkot BINGO



© A World of Language Learners 2018 <https://www.teacherspayteachers.com/Store/A-World-Of-Language-Learners>




# Sukkot BINGO

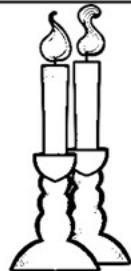





© A World of Language Learners 2018 <https://www.teacherspayteachers.com/Store/A-World-Of-Language-Learners>

# Sukkot BINGO




הלל




© A World of Language Learners 2018 <https://www.teacherspayteachers.com/Store/A-World-Of-Language-Learners>

# Sukkot BINGO



© A World of Language Learners 2018 <https://www.teacherspayteachers.com/Store/A-World-Of-Language-Learners>


# Sukkot BINGO



© A World of Language Learners 2018 <https://www.teacherspayteachers.com/Store/A-World-Of-Language-Learners>

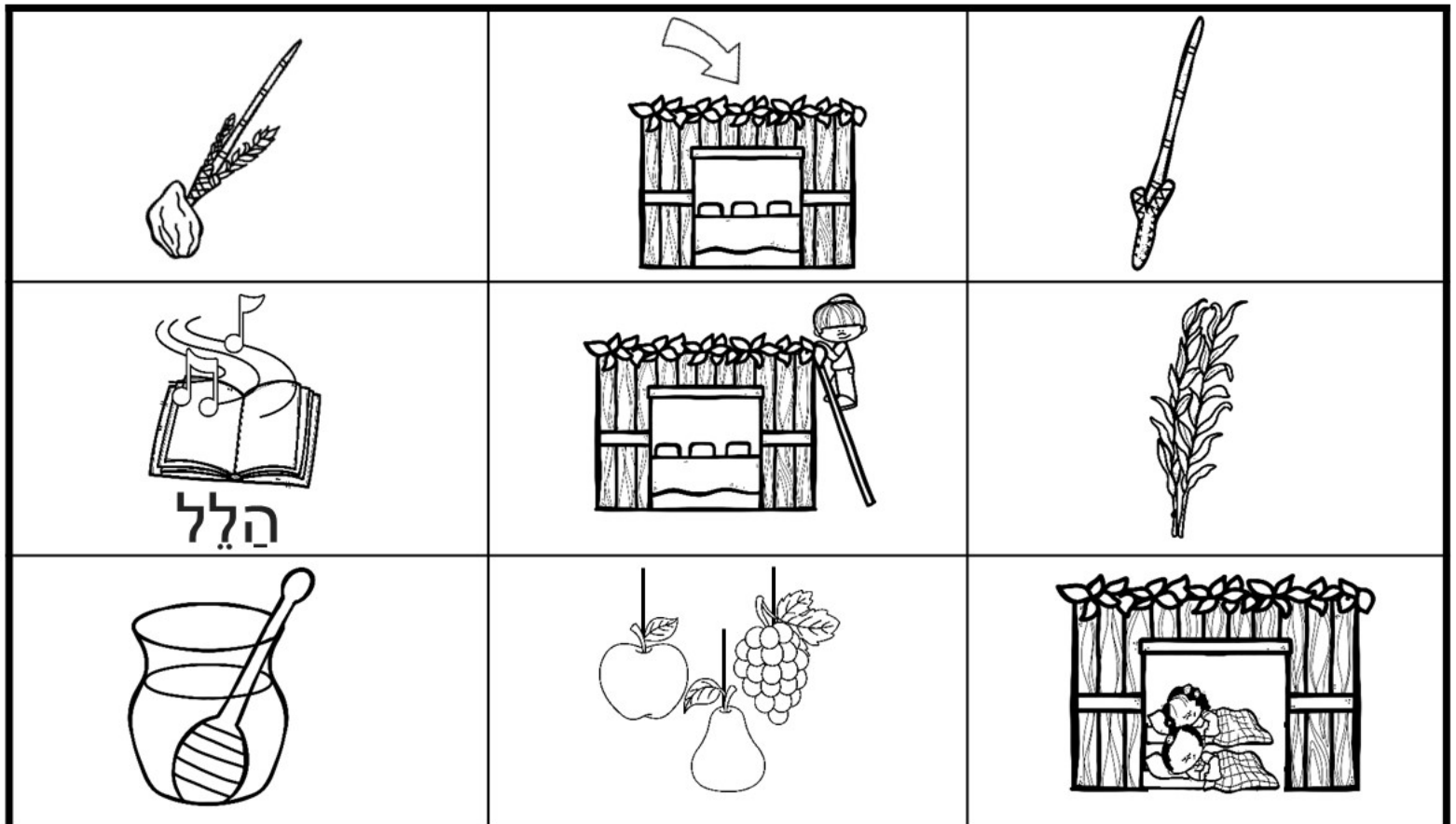


# Sukkot BINGO



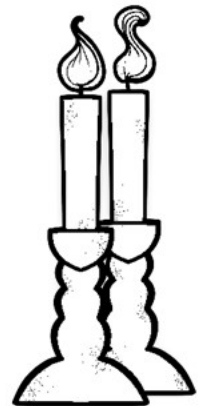






© A World of Language Learners 2018 <https://www.teacherspayteachers.com/Store/A-World-Of-Language-Learners>

# Sukkot BINGO



© A World of Language Learners 2018 <https://www.teacherspayteachers.com/Store/A-World-Of-Language-Learners>

# Sukkot BINGO





הלל

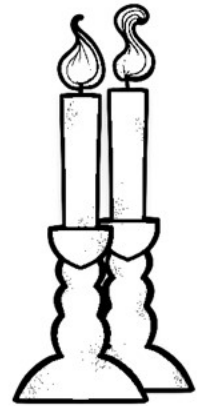









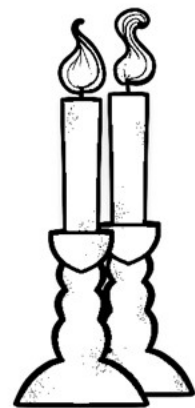





# Sukkot BINGO





הלל



# Sukkot BINGO


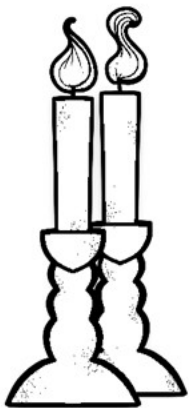



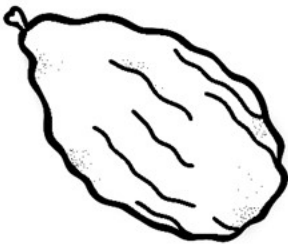





הלל








# Sukkot BINGO





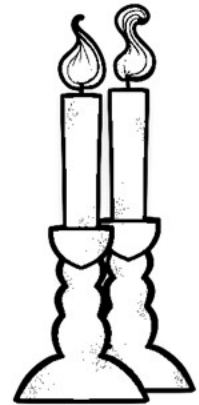


הלל



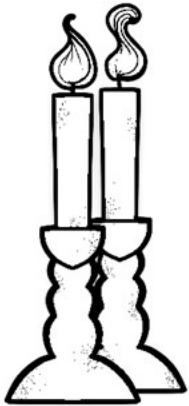




# Sukkot BINGO



הלל



# Sukkot BINGO



הלל

